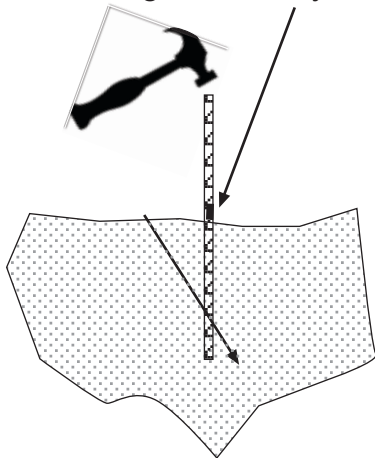


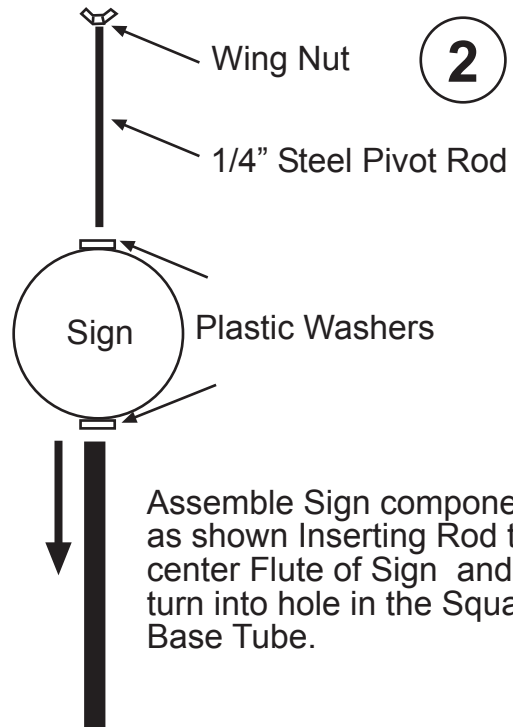
LOLLYPOP Coroplast Display Installation Instructions

1

Drive Steel Anchor Rod into ground as far as the black mark. Make sure it is straight vertically.

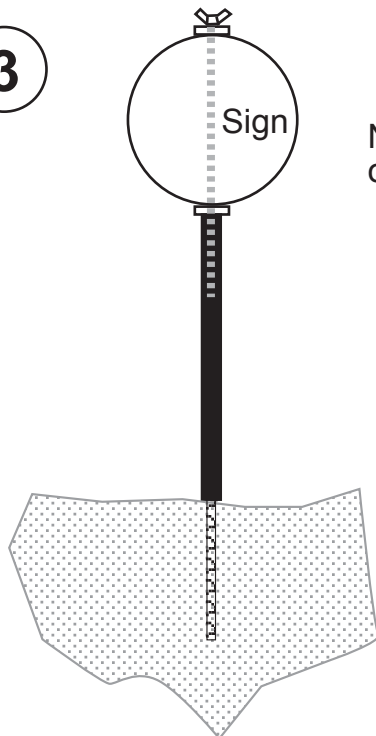


2



Assemble Sign components as shown Inserting Rod thru center Flute of Sign and in turn into hole in the Square Base Tube.

3



Now slide completed sign over Ground Anchor Rod.

Manufactured in the USA by

VOXPOP
MARKETING SYSTEMS

10746 Worcester Highway P.O. Box 200
Berlin, MD 21811 800-386-9767