

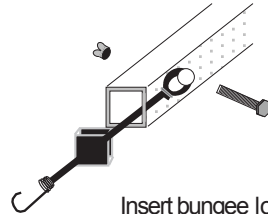
BAY BANNER FRAME

Installation Instruction

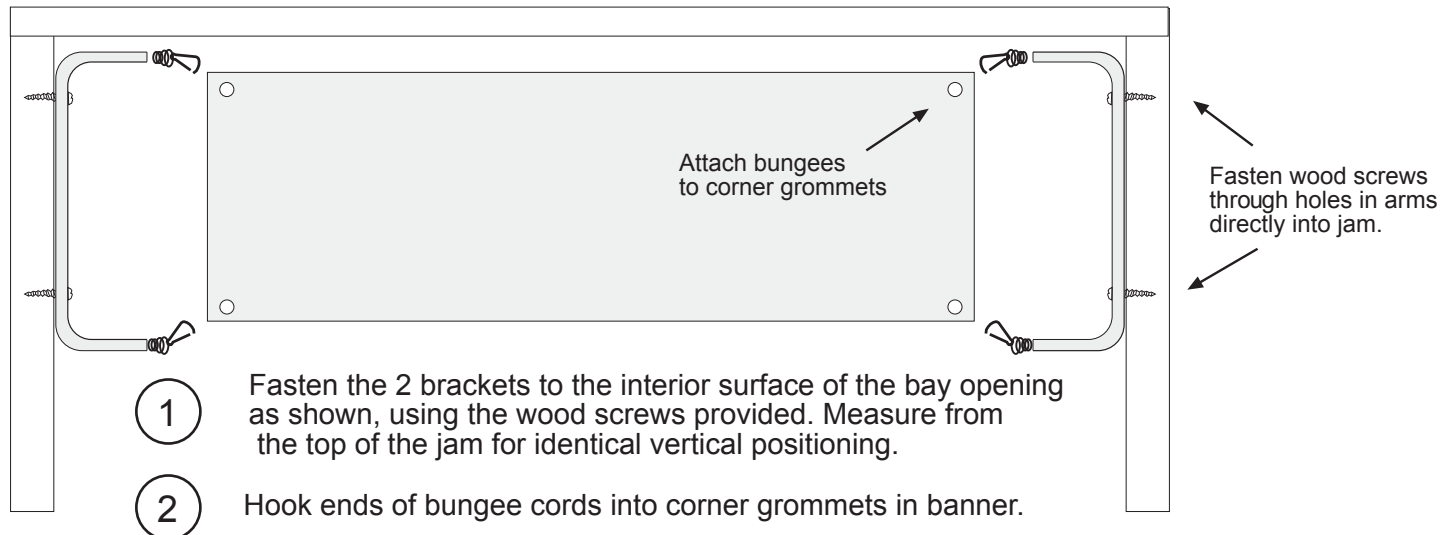
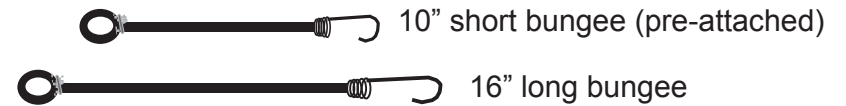
NOTE:

Your Bay Banner Frame Kit includes 2 sets of bungees for varying banner lengths: A short set (pre-attached) and a longer set (supplied separately).

Install your frame as shown. If the pre-installed bungees are too short, attach the longer set as shown in the diagram.



Insert bungee loop into end of bracket. Insert bolt through loop and tighten with wing nut.



Questions? Problems? Call Voxpop for assistance.

1-800-386-9767

or e-mail service@voxpathms.com

Manufactured in the USA by

VOXPOP
MARKETING SYSTEMS

10746 Worcester Highway P.O. Box 200
Berlin, MD 21811 800-386-9767